

# Fact Sheet

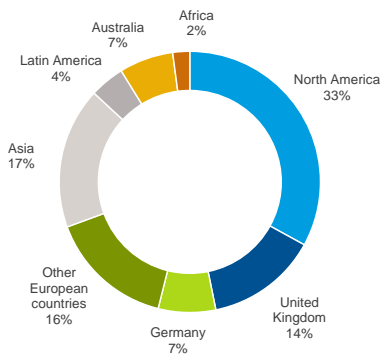
## Overview

Hannover Re, with gross premium of EUR 24 billion, is the third-largest reinsurer in the world. It transacts all lines of property & casualty and life & health reinsurance and are present on all continents with more than 3,000 staff. Established in 1966, the Hannover Re Group today has a network of more than 170 subsidiaries, branches and representative offices worldwide. The Group's German business is written by the subsidiary E+S Rück.

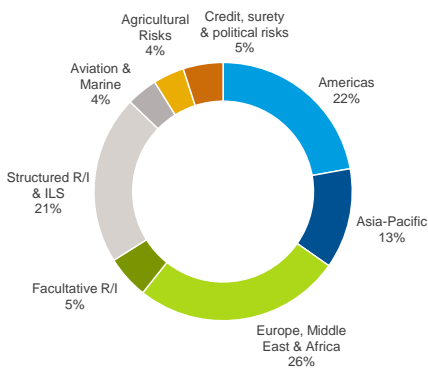
**Our vision:** Striving for sustainable outperformance

In the interest of our clients, shareholders, employees and business partners it is of crucial importance to ensure sustainable growth. Paramount here is the increase in the earnings per share and the enterprise value (defined as our economic capital) including dividends.

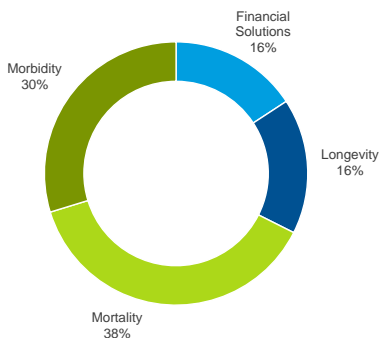
## Gross written premium Group (as of 31 Dec 2020)



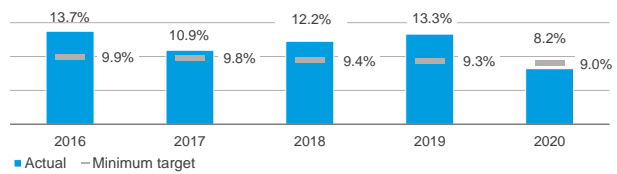
## Gross written premium P&C reinsurance (as of 31 Dec 2020)



## Gross written premium L&H reinsurance (as of 31 Dec 2020)

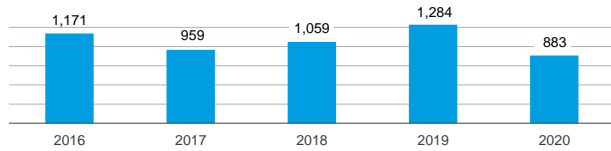


## Return on equity



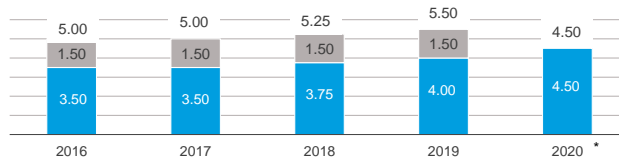
## Group net income

in m. EUR



## Dividend per share

in EUR



\* Proposed dividend

## Financial strength ratings (as of March 2021)

Standard & Poor's	AA- (Outlook: stable)
A.M. Best	A+ (Outlook: stable)

## Outlook (as of 31 December 2020)

	2020	2021
<b>Hannover Re guidance</b>		
Gross written premium	upper single-digit percentage range	~5% growth
Rol target	~2.7%	~2.4%
Group net income	>800 m.	1.15-1.25 m.
<b>Consensus analysts' estimates<sup>1</sup></b>		
Group net income (in m. EUR)	861	1,300
Dividend per share (in EUR)	4.57	5.56

<sup>1</sup> Source: Bloomberg

## Financial calendar 2021

- ▶ 4 February 2021 Conference call on 1/1/2021 Renewals
- ▶ 11 March 2021 Press conference on 2020 Annual Results
- ▶ 11 March 2021 Analysts' Conference Call on 2020 Annual Results
- ▶ 5 May 2021 Quarterly Statement as at 31 March 2021
- ▶ 5 May 2021 Annual General Meeting
- ▶ 5 August 2021 Half-yearly Financial Report 2021
- ▶ 14 October 2021 24th International Investors' Day
- ▶ 4 November 2021 Quarterly Statement as at 30 September 2021

in m. EUR	2017	2018	2019	2020			Variance
	31.12.	31.12.	31.12.	1.1.-30.9.	1.10.-31.12.	31.12.	
<b>Hannover Re Group</b>							
<b>Results</b>							
Gross written premium	17,790.5	19,176.4	22,597.6	19,294.9	5,470.5	24,765.5	+9.6%
Net premium earned	15,631.7	17,289.1	19,729.7	15,771.7	5,584.3	21,355.9	+8.2%
Net underwriting result <sup>1</sup>	(253.6)	156.9	(9.7)	(439.2)	(254.4)	(693.7)	-
Net investment income	1,773.9	1,530.0	1,757.1	1,185.0	503.1	1,688.1	-3.9%
Operating profit (EBIT)	1,364.4	1,596.6	1,853.2	902.9	311.2	1,214.1	-34.5%
Group net income	958.6	1,059.5	1,284.2	667.8	215.3	883.1	-31.2%
<b>Balance sheet</b>							
Policyholders' surplus	10,778.5	11,035.1	13,588.9	13,874.0		14,071.0	+3.5%
Equity attributable to shareholders of Hannover Re	8,528.5	8,776.8	10,528.0	10,822.7		10,995.0	+4.4%
Non-controlling interests	758.1	765.2	826.5	820.2		844.4	+2.2%
Hybrid capital	1,492.0	1,493.1	2,234.4	2,231.1		2,231.6	-0.1%
Investments (excl. funds withheld by ceding companies)	40,057.5	42,197.3	47,629.4	48,974.7		49,220.9	+3.3%
Total assets	61,196.8	64,508.6	71,356.4	72,794.6		71,439.8	+0.1%
<b>Ratios</b>							
Retention	90.5%	90.7%	90.0%	90.1%	90.3%	90.1%	+0.1%p
Return on investments (excl. funds withheld by ceding companies)	3.8%	3.2%	3.5%	2.8%	3.6%	3.0%	-0.4%p
EBIT margin <sup>2</sup>	8.7%	9.2%	9.4%	5.7%	5.6%	5.7%	-3.7%p
Return on equity (after tax)	10.9%	12.2%	13.3%	8.3%	7.9%	8.2%	-5.1%p
<b>Share key figures</b> (ISIN: DE0008402215; Securities identification number: 840221; Ticker symbols: Bloomberg = HNR1, Thomson Reuters = HNRGn, ADR = HVRRY)							
Earnings per share (in EUR) <sup>3</sup>	7.95	8.79	10.65	5.54	1.78	7.32	
Book value per share (in EUR) <sup>4</sup>	70.72	72.78	87.30	89.74		91.17	
Share price at the end of the period/year end (in EUR)	104.90	117.70	172.30	132.20		130.30	
Price-to-book ratio <sup>5</sup>	1.48	1.62	1.97	1.47		1.43	
Price-earnings ratio (P/E ratio) <sup>6</sup>	13.20	13.40	16.18	18.92		17.79	
Share performance (year-to-date)	+2.0%	+12.2%	+46.4%	-23.3%		-24.4%	
Market capitalisation at the end of the period/year end <sup>7</sup>	12,650.6	14,194.3	20,778.9	15,942.9		15,713.8	
<b>Property and casualty reinsurance</b>							
Gross written premium	10,710.9	11,976.0	14,781.3	13,347.6	3,396.5	16,744.1	+13.3%
Net premium earned	9,158.7	10,804.2	12,797.6	10,512.0	3,693.3	14,205.4	+11.0%
Net underwriting result <sup>1</sup>	15.5	337.0	235.4	(145.8)	(77.7)	(223.5)	-195.0%
Operating profit (EBIT)	1,120.2	1,322.6	1,285.8	588.5	242.7	831.3	-35.3%
Group net income	837.3	929.1	871.7	418.2	202.2	620.3	-28.8%
Retention	89.7%	90.7%	90.3%	90.3%	90.1%	90.3%	-0.0%p
Major losses as percentage of net premium earned	12.3%	7.9%	7.5%	10.9%	12.1%	11.2%	+3.8%p
Combined ratio <sup>8</sup>	99.8%	96.5%	98.2%	101.4%	102.1%	101.6%	+3.4%p
EBIT margin <sup>2</sup>	12.2%	12.2%	10.0%	5.6%	6.6%	5.9%	-4.2%p
<b>Life and health reinsurance</b>							
Gross written premium	7,079.6	7,200.4	7,816.4	5,947.3	2,074.1	8,021.4	+2.6%
Net premium earned	6,472.8	6,484.8	6,931.9	5,259.4	1,890.9	7,150.3	+3.2%
Operating profit (EBIT)	245.2	275.9	569.9	315.5	69.3	384.8	-32.5%
Group net income	172.6	185.9	471.6	296.6	26.7	323.3	-31.4%
Retention	91.7%	90.7%	89.5%	89.5%	90.7%	89.8%	+0.3%p
EBIT margin <sup>2</sup>	3.8%	4.3%	8.2%	6.0%	3.7%	5.4%	-2.8%p

<sup>1</sup> Incl. funds withheld

<sup>2</sup> Operating profit (EBIT)/Net premium earned

<sup>3</sup> Group net income divided by the number of outstanding shares of the period

<sup>4</sup> Total shareholders' equity divided by the number of outstanding shares

<sup>5</sup> Calculated by dividing the share price at the end of the period/year end by the book value per share

<sup>6</sup> Calculated by dividing the share price at the end of the period/year end by earnings per share (in the current year divided by the analysts' expectations for earnings per share)

<sup>7</sup> Fair value of the Hannover Re Group at the end of the period/year end; market capitalisation = number of outstanding shares \* share price

#### Investor Relations Contacts

Mailing address:

Hannover Rück SE  
Karl-Wiechert-Allee 50  
30625 Hannover

- ▶ Karl Steinle  
Phone: +49 511 5604-1500  
E-Mail: karl.steinle@hannover-re.com
- ▶ Axel Bock  
Phone: +49 511 5604-1736  
E-Mail: axel.bock@hannover-re.com
- ▶ Rebekka Brust  
Phone: +49 511 5604-1530  
E-Mail: rebekka.brust@hannover-re.com